
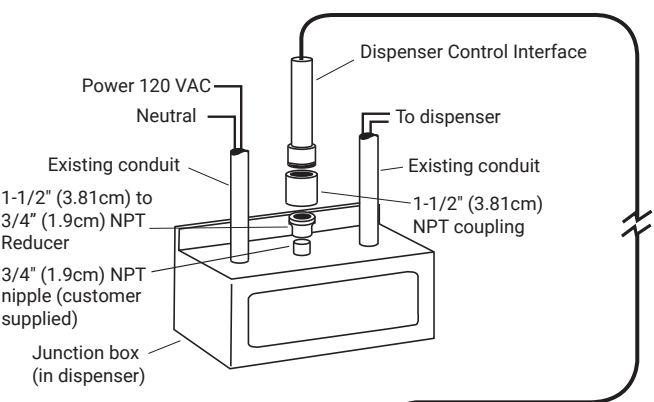
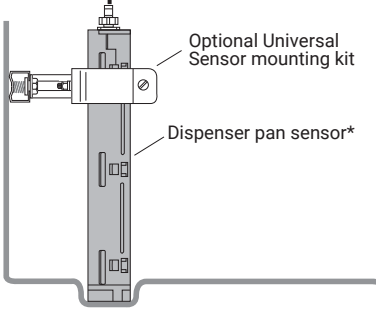


Sensor Description	Non-Discriminating Standalone Dispenser Pan Sensor		The Non-Discriminating Standalone Dispenser Pan Sensor is designed to detect liquid in a dispenser pan containment. When fluid is detected in the dispenser pan, this sensor shuts down (removes) AC power to the dispenser without the need for additional relays, circuitry, wiring, or an ATG System. The separate sensor control interface ensures intrinsically-safe integrity in a Class 1 Div. 1 Group D; Class 1 Zone 0 IIA hazardous area.	
Part Number	847990-001			
Category	<div><input type="checkbox"/> Discriminating</div> <div><input checked="" type="checkbox"/> Non-Discriminating</div> <div><input type="checkbox"/> Position Sensitive</div>		<div><input type="checkbox"/> Level Sensing</div> <div><input type="checkbox"/> Static Testing</div> <div><input type="checkbox"/> Hydrostatic</div>	
Fuel Compatibility	<div><input checked="" type="checkbox"/> Gas</div> <div><input checked="" type="checkbox"/> Diesel</div> <div><input checked="" type="checkbox"/> Kerosene</div> <div><input checked="" type="checkbox"/> Jet Fuel</div> <div><input checked="" type="checkbox"/> Aviation Gas</div>		<div><input checked="" type="checkbox"/> E-15</div> <div><input type="checkbox"/> E-85</div> <div><input type="checkbox"/> E-100</div> <div><input checked="" type="checkbox"/> Bio-Diesel 20</div> <div><input type="checkbox"/> Bio-Diesel 100</div>	
	<div><input checked="" type="checkbox"/> Green Diesel</div> <div><input type="checkbox"/> DEF</div> <div><input checked="" type="checkbox"/> Waste Oil</div> <div><input checked="" type="checkbox"/> Motor Oil</div>			
Console Compatibility	Not Required			
Alarm Notification	Normal		Dispenser operational	
	Liquid Detected		Remove power to the dispenser	
	Sensor Out		Remove power to the dispenser	
Installation Kit	330020-012		Universal Sensor Mounting Kit (Sold separately)	
Specifications			Example Installation	
Operating Principle	Reed switch/float			
Product Activation Height	Gasoline: 1.71" (4.34cm), water: 1.62" (4.11cm)			
Operating Temperature	+32 to +140°F (0 to +60°C) (freezing liquids)			
Dimensions	11.6" (29.4cm) high, 2.2" (5.6cm) dia.			
Miscellaneous/Notes	<div><div>• Latching alarm circuitry ensures dispenser can not be restarted until hazardous condition has been corrected.</div><div>• Connects directly to dispenser wiring.</div><div>• Controls most manufacturer's dispensers.</div><div>• Cable length: 5ft (1.5m).</div><div>• Control interface dimensions: 9.4" (23.9cm) high, 2.2" (5.6cm) dia.</div></div>			
Third Party Evaluation Link	http://nwglde.org/evals/veeder_root_p.html			
Product Link	Non-Discriminating Stand-Alone Dispenser Pan Sensor			
Warranty with System	1 Yr Parts & Labor			
Warranty (When purchased separately)	1 Yr Parts Only			
Where Used (Typical)				
	<div><div><input checked="" type="checkbox"/> Dispenser Pan</div><div><input checked="" type="checkbox"/> Spill Containment</div><div><input checked="" type="checkbox"/> STP Sump</div><div><input type="checkbox"/> Convault Tank</div></div> <div><div><input type="checkbox"/> Annular Space</div><div><input type="checkbox"/> Monitoring Well</div><div><input type="checkbox"/> Oil/Water Separator Tank</div></div>			
	<div><div></div></div>			
	<div><div><p>*Dispenser pan sensor should:</p><div><div>1. Rest in the cup or the lowest point of the dispenser pan.</div><div>2. Be positioned so as to be removable by pulling the sensor straight up out of the pan.</div><div>3. Be mounted in a true vertical position.</div></div><div><div></div></div></div></div>			

Notice

Veeder-Root makes no warranty of any kind with regard to this publication, including, but not limited to, the implied warranties of merchantability and fitness for a particular purpose.

Veeder-Root shall not be liable for errors contained herein or for incidental or consequential damages in connection with the furnishing, performance, or use of this publication.

Veeder-Root reserves the right to change system options or features, or the information contained in this publication.

This publication contains proprietary information which is protected by copyright. All rights reserved. No part of this publication may be photocopied, reproduced, or translated to another language without the prior written consent of Veeder-Root.

Example Illustrations

Illustrations used in this guide for example sensor installations may contain components that are customer supplied and not included with the sensor. Please check with your Veeder-Root Distributor for recommended installation accessories.

Third Party Evaluations

Third party evaluations of the Veeder-Root sensors contained in this application guide can be found under the Veeder-Root vendor name on the National Work Group on Leak Detection Evaluations (NWGLDE) website:

<http://www.nwglde.org>